


INDICATIVE PSLE SCORE RANGES FOR INDIVIDUAL SECONDARY SCHOOLS

**SUPPORTING STUDENTS AND PARENTS IN MAKING
INFORMED SCHOOL CHOICES FOR PSLE 2021**

Briefing Deck to P5/P6 Parents



OVERVIEW

RECAP

- How PSLE Scoring Works
- How S1 Posting Works

[NEW] SUPPORTING STUDENTS AND PARENTS IN MAKING INFORMED SCHOOL CHOICES

- **Indicative PSLE Score Ranges for Individual Secondary Schools**
 - Understanding the PSLE Score Ranges
 - School Choice Journey



THE PSLE REMAINS AS A USEFUL CHECKPOINT


- The PSLE is a useful checkpoint at the end of primary school to help students, parents and teachers determine where each child's academic strengths lie.
- It guides students to a suitable academic programme and subject levels in secondary school – one that best suits their learning needs. In this way, students can learn and progress at a comfortable pace.
- The PSLE result also serves as a fair and transparent mechanism to determine secondary school posting.

***The PSLE is not the destination.
It is part of our children's education journey.***



THE PSLE CHANGES ARE PART OF A BIGGER STORY

Over the years, we have been fine-tuning the education system to help our students discover and develop their strengths and interests, while moving away from an over-emphasis on academic results. Our PSLE Scoring changes aim to reduce an **over-emphasis on academic results** by:



Reducing fine differentiation of students' examination results at a young age

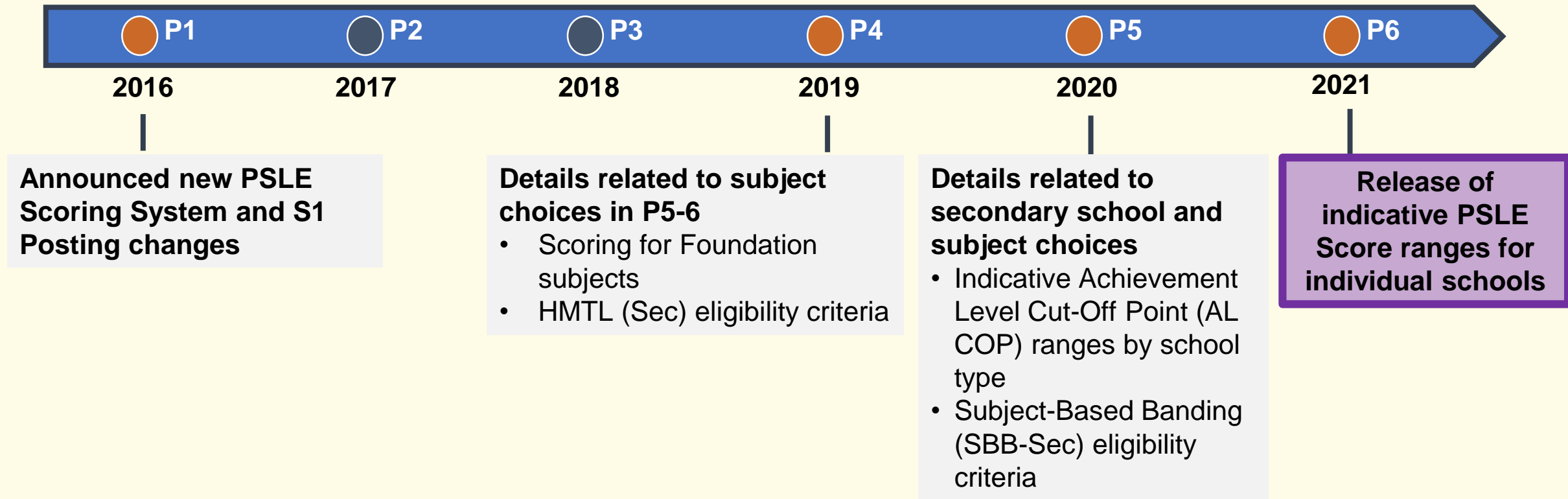


Recognising a student's level of achievement, regardless of how his/her peers have done



Offering students and parents a wider range of secondary schools to explore

FAMILIARISING STUDENTS AND PARENTS WITH THE SYSTEM AND GUIDING THEM IN MAKING INFORMED SUBJECT & SCHOOL CHOICES



CHOICE ORDER OF SCHOOLS WILL MATTER MORE

- Students continue to have **six choices** in selecting their secondary schools.
- Students will be posted to a secondary school based on academic merit, i.e. PSLE Score, and their school choice rank order.
- If two students with the same PSLE Score vie for the last remaining place in a school, the following tie-breakers will be used in the following order:
 1. CITIZENSHIP
 2. CHOICE ORDER OF SCHOOLS **NEW!**
 3. COMPUTERISED BALLOTING
- The new tie-breaker based on school choice order recognises the different considerations that families have in making school choices.



Tie-breakers

in the new S1 Posting System

Here's a simplified example.

5 students are vying for the last places in the schools of their choice.

Students with better scores will be posted first

Tie-breaker #1: Citizenship

Tie-breaker #2: Choice order of schools

Tie-breaker #3: Computerised balloting

Jane
Singapore Citizen
16 pts
SCHOOL CHOICES:
1) Sch A
2) Sch ...
3) Sch ...
4) Sch ...



Jane has a better PSLE score. She will be posted first, to **School A**.



Bryan
Singapore Citizen
20 pts
SCHOOL CHOICES:
1) Sch B
2) Sch ...
3) Sch ...
4) Sch ...



Bryan and Mary are Singapore Citizens. They will have priority to enter **School B**.



Because Bryan ranked School B higher than Mary, he will be posted to **School B**.



Mary
Singapore Citizen
20 pts
SCHOOL CHOICES:
1) Sch A
2) Sch B
3) Sch C
4) Sch ...



Bryan, Mary, Alan and Rina have the same score.

As Jane has taken the last available place in School A, Bryan, Mary, Alan and Rina will vie for the last available place in their next choice, **School B**.

Since Bryan has taken the last place in School B, Mary will be posted to **School C**.



Alan
Permanent Resident
20 pts
SCHOOL CHOICES:
1) Sch A
2) Sch B
3) Sch D
4) Sch ...



Alan and Rina will be tie-broken out as they are Permanent Residents. They will be considered for their next choice, **School D**.

Alan and Rina have both ranked School D as their third choice. They will go through computerised balloting to vie for the last remaining place in **School D**.

Through computerised balloting, Alan is posted to **School D**.



Rina
Permanent Resident
20 pts
SCHOOL CHOICES:
1) Sch A
2) Sch B
3) Sch D
4) Sch E



Since Alan has taken the last place in School D, Rina will be posted to her fourth choice, **School E**.



New

INDICATIVE PSLE SCORE RANGES FOR INDIVIDUAL SECONDARY SCHOOLS



RESTRICTED/NON-SENSITIVE
EMBARGOED TILL 27 APR 2021, 5PM

INDICATIVE PSLE SCORE RANGES FOR ALL SECONDARY SCHOOLS

- MOE has generated the indicative PSLE Score ranges for individual secondary schools from students' PSLE results and school choice patterns at the 2020 S1 Posting Exercise.
- As T-score was still being used in last year's S1 Posting Exercise, the PSLE Score ranges for individual secondary schools are **indicative** as they were simulated using the 2020 PSLE cohort results and students' school choices in that same year.
- Similar to the T-score system, the school's PSLE Score range for a particular year is not pre-determined, and may vary from year to year, depending on the cohort's PSLE results and their school choices in the previous year's S1 Posting Exercise.
- The **indicative** PSLE Score range of a school serves as a guide for students and parents to shortlist school choices that would best fit a student's educational needs. This should be considered alongside other factors, such as the school's programmes, culture, ethos, Co-Curricular Activities, and proximity to home.
- The indicative PSLE Score ranges for individual secondary schools will be made available on <https://moe.gov.sg/schoolfinder> and <https://go.gov.sg/exploreschools>.



SchoolFinder Tool



<https://www.moe.gov.sg/schoolfinder>

MySkillsFuture Portal



<https://go.gov.sg/exploreschools>

SAMPLE PRESENTATION ON MOE'S SCHOOLFINDER

Secondary School

📍

🏠 School code:

Indicative PSLE Score range of 2020

| | Affiliated | Non Affiliated |
|------------------|------------|----------------|
| Express | - | 14-19 |
| Normal Academic | - | 21-25 |
| Normal Technical | - | 25-28 |

Subject offered

Students will have to attend Tamil Language lessons after school at the nearest Tamil Language Centre.

- Basic Chinese Language
- Computer Applications
- Design & Technology
- Elements of Business Skills
- English Language
- Mathematics
- Basic Malay Language
- Science
- Social Studies
- Art
- Chinese Language
- Geography
- History
- Literature in English
- Malay Language
- Nutrition and Food Science
- Principles of Accounts
- Science (Chem, Bio)
- Science (Phy, Chem)
- Humanities (Ss, Geography)
- Humanities (Ss, History)
- Additional Mathematics
- Biology
- Chemistry
- Food & Consumer Education
- Higher Chinese Language
- Physics
- Music
- Physical Education

Elective and Programmes

Applied Learning Programme (ALP)
Interdisciplinary

- Project S.H.I.N.E -- An Integrated Student-Centred and Holistic Programme that Develops Innovation and Nurtures Empathy

Learning for Life Programme (LLP)
Sports & Outdoor Education

- SHAPE@BDS: A School of Healthy And Physically Educated Enthusiasts

DSA talent areas offered

Learn more about DSA-Sec.

- Innovation (Girls and Boys)
- Badminton (Girls and Boys)
- Floorball (Girls and Boys)
- Football (Boys)
- Netball (Girls)
- Outdoor Adventure (Girls and Boys)

Co-Curricular Activities (CCAs)

- Badminton (Girls and Boys)
- Netball (Girls)
- Football (Boys)
- Floorball (Girls and Boys)
- Girl Guides (Girls)
- National Police Cadet Corps (NPCC) (Girls and Boys)
- Scouts (Boys)
- National Cadet Corps (NCC) (Land) (Boys)
- National Civil Defence Cadet Corps (NCDCC) (Girls and Boys)
- Chinese Orchestra (Girls and Boys)
- Choir (Girls and Boys)
- Chinese Dance (Girls and Boys)
- Malay Dance (Girls and Boys)
- Concert Band (Girls and Boys)
- Audio Visual Aid (Girls and Boys)
- Environmental Science (Girls and Boys)
- Infocomm Technology (Media Production) (Girls and Boys)

Special needs facilities and resources

- Visual impairment
- Physical disability
- Allied educators

About

School mode: Single session
School nature: Co-Ed School

Contact

Phone: +65 6441 4479
Email: bsss@moe.edu.sg
Website: <http://www.bedoksouthsec.moe.edu.sg>

INDICATIVE PSLE SCORE RANGES FOR INDIVIDUAL SECONDARY SCHOOLS

Similar to the T-score system, the indicative PSLE Score range refers to the PSLE Score of the first and last student admitted into a particular school in the previous year via S1 Posting. This shows the range of student profiles who enter each school.

Example

XX Secondary School
Indicative PSLE Score range of 2020

| | |
|--------------------|---------|
| Express | 15 – 20 |
| Normal (Academic) | 21 – 24 |
| Normal (Technical) | 25 – 28 |

Students who scored better than the school's COP in this particular posting exercise would have been admitted to the school

Indicative PSLE Score of the first student posted into the school in the respective courses







Indicative PSLE Score of the last student posted into the school in the respective courses [i.e. the school's Cut-Off Point (COP)]

USE OF HIGHER CHINESE LANGUAGE (HCL) FOR ADMISSION INTO SAP SCHOOLS



HCL POSTING ADVANTAGE FOR ENTRY TO SAP SCHOOLS WILL CONTINUE*

- Students' HCL results will be denoted as 'D' (Distinction), 'M' (Merit) or 'P' (Pass).
- Students will be ranked taking into account their performance in HCL.
- This posting advantage applies before the tie-breakers for S1 Posting.

| | | | |
|-----|---|---|-------------|
| 1st |  | 7 | NO HCL |
| 2nd |  | 8 | DISTINCTION |
| 3rd |  | 8 | MERIT |
| 4th |  | 8 | PASS |
| 5th |  | 8 | NO HCL |
| 6th |  | 9 | DISTINCTION |

*For more information on the posting advantage to SAP schools, please visit the [PSLE-Full Subject Based Banding \(PSLE-FSBB\) Microsite](#)

EXAMPLE OF AN SAP SCHOOL'S INDICATIVE PSLE SCORE RANGE

- While students need not take HCL to enter SAP schools, students who pass HCL receive a posting advantage for admission. To reflect this, the indicative PSLE Score ranges of SAP schools include the HCL grades of the first and last student admitted in the previous year via S1 Posting.

Example

XX Secondary School

Indicative PSLE Score range of 2020

| | |
|--------------------|----------------|
| Express | 5 (D) – 12 (P) |
| Normal (Academic) | |
| Normal (Technical) | |

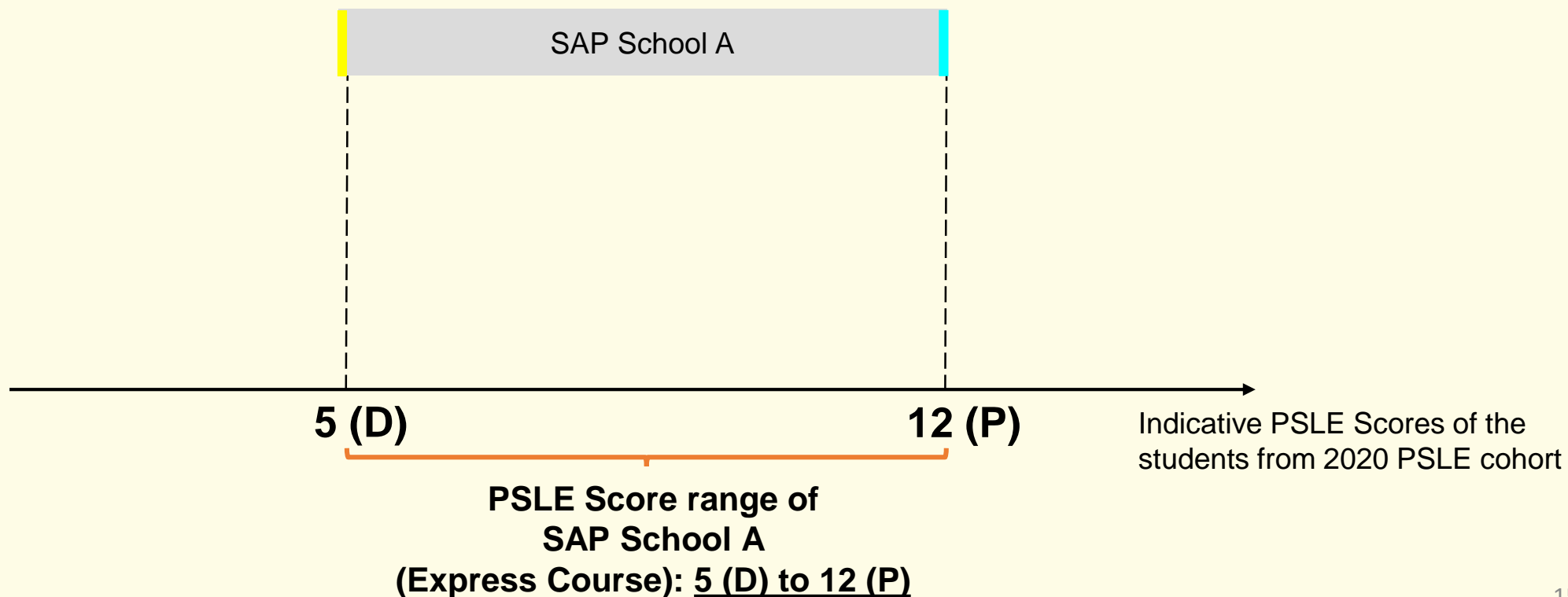
Indicative PSLE Score and HCL grade of the first student posted into the school in the Express course

Students who scored better than the school's COP, whether they take HCL, in this particular posting exercise would have been admitted to the school

Indicative PSLE Score and HCL grade of the last student posted into the school in the Express course [i.e. the school's Cut-Off Point (COP)]

EXAMPLE OF S1 POSTING FOR SAP SCHOOL

In the 2020 S1 Posting Exercise, a child who had applied for an SAP school, and did not take Higher Chinese Language (HCL) in Primary School **would have been admitted if he/she attained a PSLE Score better than the AL COP.**



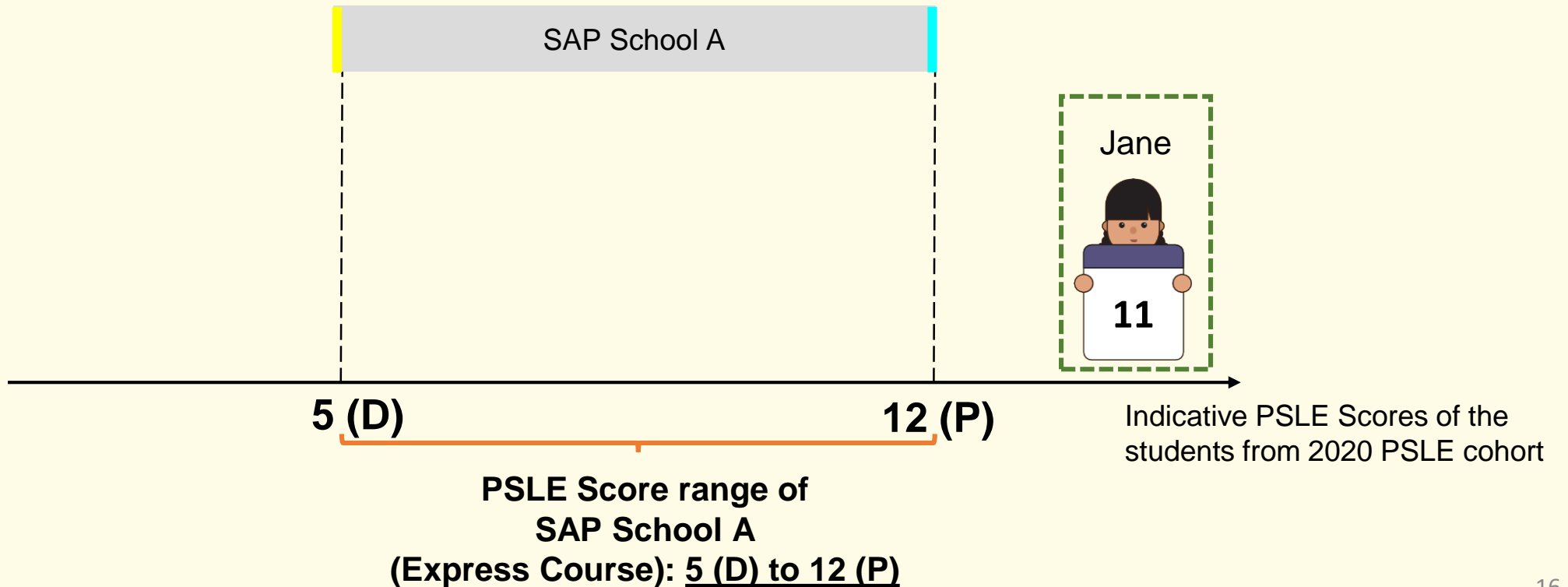
Note:

D = Distinction

P = Pass

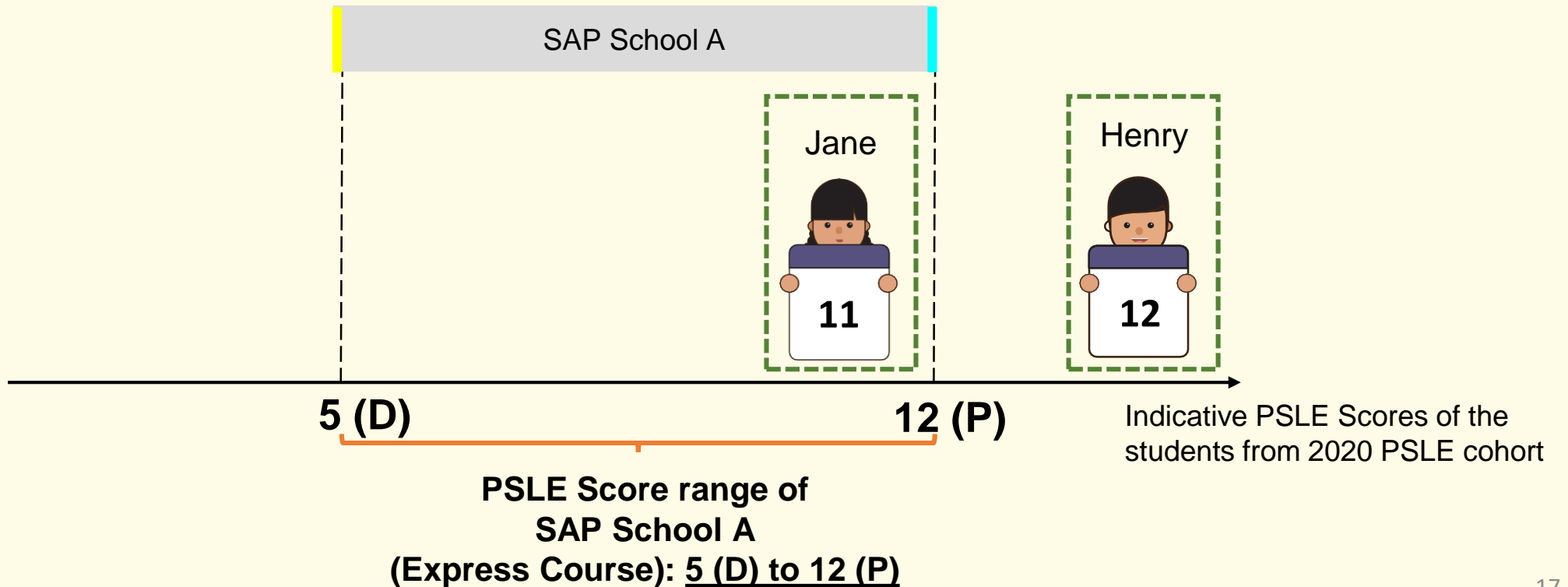
EXAMPLE OF S1 POSTING FOR SAP SCHOOL

For example, Jane, who did not take HCL at PSLE 2020, would have been admitted to the school as she had a PSLE Score of 11.



EXAMPLE OF S1 POSTING FOR SAP SCHOOL

Henry, who had a PSLE Score of 12, would not have been admitted to the school in the 2020 S1 Posting Exercise as his score was higher than the COP for the school.



FAQ:

Will the choice of order of schools make a difference for "HCL posting advantage" for SAP schools?

Will the "HCL posting advantage" for SAP schools only apply for 1st choice of school or for any of the 6 choices?

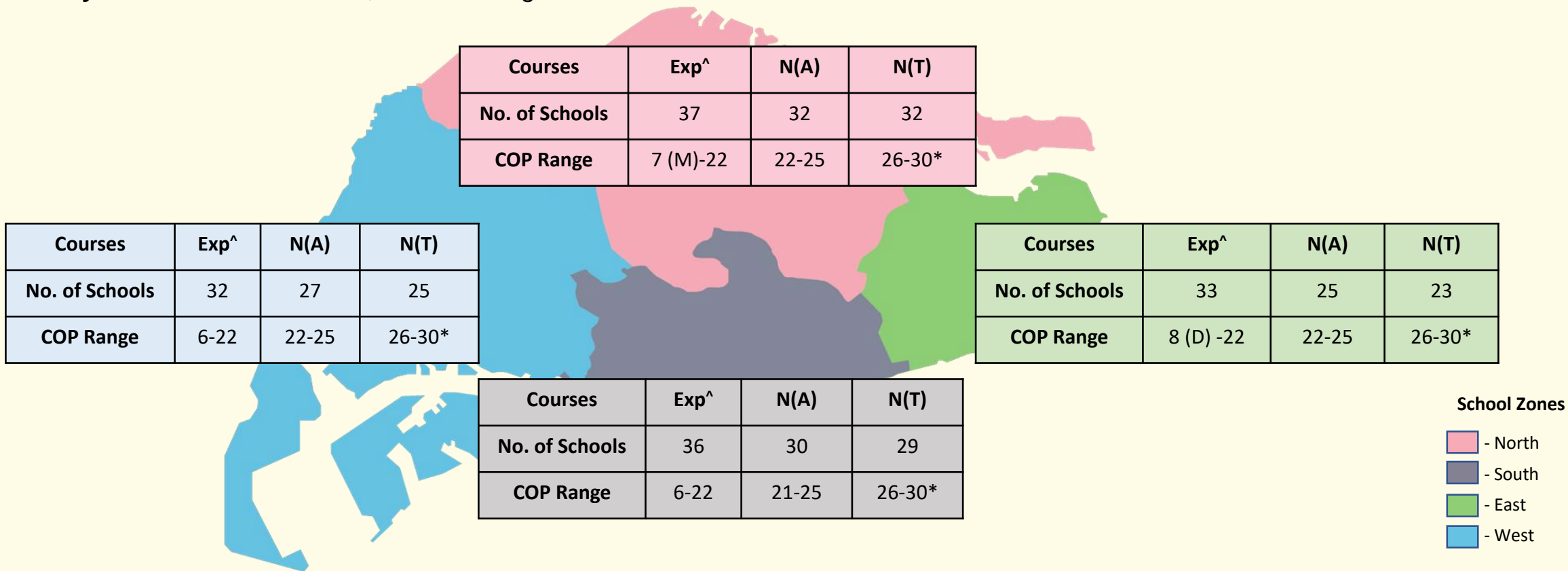
- If multiple students with the same PSLE score apply for the places in the same SAP school, students with better HCL grades will be allocated ahead of other students. This applies before the tie breakers for S1 posting (i.e. citizenship, choice order of schools, computerised balloting).**
- The posting advantage only applies to posting to a SAP secondary school.**

WHAT THE INDICATIVE PSLE SCORE RANGES SHOW

- **With a blunter scoring system, there are fewer possible PSLE Scores. Schools would also be less differentiated by COPs, which will mean that students would have a wider range of secondary schools to choose from. Students therefore do not have to chase the last mark.**
 - There is a good spread of schools with COPs across different PSLE Scores
 - Indicative COPs range from 6 – 30, with no school having a COP of 4
- **Schools' indicative PSLE Score ranges have remained largely stable in recent years.**
 - The ranges may vary from year to year depending on the cohort's PSLE results and their school choices for that year's S1 Posting Exercise
 - Fluctuations of +/-1 AL for AL COPs are typical

GOOD SPREAD OF SCHOOLS WITH A RANGE OF CUT-OFF POINTS (COPs)

- The COP refers to the PSLE Score of the **last student** admitted to a particular school in the 2020 S1 Posting Exercise.
- The COP range indicates the **lowest** and **highest** COP of the respective courses based on the schools in each school zone.
- As COPs **vary from school to school**, the COP ranges would differ across zones.#




This does not take into account affiliated COPs.

^Schools offering both IP and O-Level track are counted as 1 school while the COP range includes COP of IP-track.

*This indicates that the last student posted to the school had a PSLE Score better than 30. The school's COP is 30 because the school still had N(T) vacancies after the S1 Posting Exercise. Hence, students with PSLE Score of 30 and had met the eligibility criteria for progression to S1 would have been able to obtain a place in the school if they had chosen the school during the S1 Posting Exercise.

CHOOSING A SUITABLE SECONDARY SCHOOL



SCHOOL CHOICE JOURNEY

- The PSLE Score ranges are a useful reference point for parents and students to consider secondary schools.
- Parents and students are encouraged to use this information, together with other factors such as the secondary schools' distinctive programmes, CCAs, ethos and cultures, to shortlist schools that would best fit the educational needs of the student.
- Parents and students may consider DSA-Sec as an alternative admission pathway to access their preferred secondary school.



CONSIDERATIONS FOR CHOOSING A SECONDARY SCHOOL

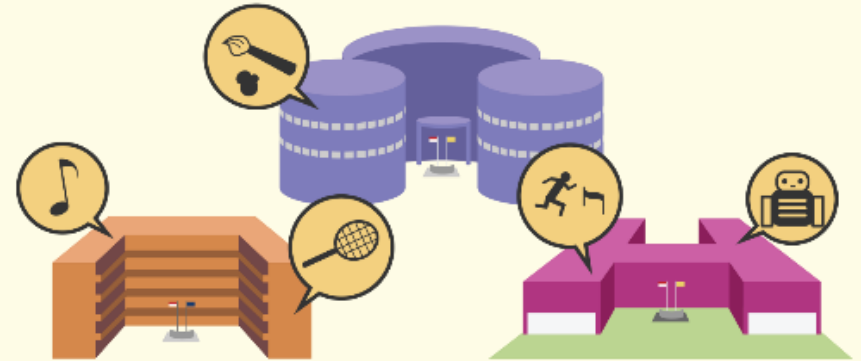
When making school choices in order to find a school that would help the child learn and thrive best:

CONSIDER



YOUR CHILD'S LEARNING NEEDS

AND



WHAT SCHOOLS CAN OFFER

CONSIDERATIONS FOR CHOOSING A SECONDARY SCHOOL

Consider your child's strengths, interests and abilities

- **Discuss the options with your child, with the following considerations:**
 - **School culture:** What is the school's culture and ethos?
 - **Programmes, subjects and CCAs offered:** Can the school support and develop your child's interests, strengths and abilities?
 - **Location and transport options:** Is it too far from home? How will your child get to school?
- **Shortlist schools that offer programmes that cater to the child's strengths and interests, and that provide suitable learning environments**
 - Refer to SchoolFinder and the MySkillsFuture Portal for information on the schools' location, school type, CCAs, programmes and subjects they offer to shortlist schools that meet your child learning needs. Refer to the secondary schools' websites and visit their open houses.

CONSIDERATIONS FOR CHOOSING A SECONDARY SCHOOL

Parents may use this guide to start thinking about factors to consider as you shortlist secondary schools with your child. You can visit the PSLE-FSBB Microsite to get a copy of this guide and other resources.

A SECONDARY SCHOOL THAT'S SUITABLE FOR YOUR CHILD

Help them match to their strengths and interests.

ASK:
 What are their strengths, interests, and abilities?

- What kind of courses, programmes and opportunities will develop these?
- Will the pace of learning be suitable for them?

CONSIDER:

- o School Culture
- o Courses
- o Programmes, Subjects and CCAs Offered
- o Location and Transport
- o If your child has Special Educational Needs
 Select schools with specialised facilities or resources.

SUBMIT:

- o 6 School Options
 So that your child is more likely to get into a school of choice.
- o Schools with Different Cut-Off Points
 Consider at least 2-3 schools where your child's PSLE Score is better than the school's Cut-Off Point.

REFER TO:

MOE's SchoolFinder
 Check out schools based on subjects offered, co-curricular activities, location and contact information.

YOUR RANKING OF SCHOOL CHOICES MATTERS.

The higher you rank your preferred school in your choice order, the better your child's chance of being posted there if there is a tie-breaker.

Do note that schools' PSLE Score ranges can vary from year to year, since they depend on each cohort's performance and choice patterns.

Ministry of Education Singapore

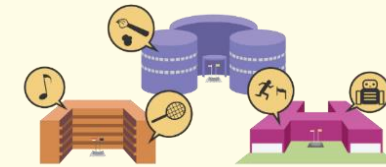
EXAMPLE: BRYAN'S JOURNEY

Bryan is in P6. Bryan had previously shortlisted 10 secondary schools based on his strengths and interests during the start of the year. Now that he has received his PSLE results, he has to decide on his 6 school options. **How should he go about it?**

BRYAN

Strengths and interests

- **Sports**, especially in **basketball** and **football**
- **Outdoor adventure**
- **Science**



PSLE Score: 16

| | |
|---------------|------|
| ENGLISH | AL 3 |
| MOTHER TONGUE | AL 4 |
| MATHEMATICS | AL 5 |
| SCIENCE | AL 4 |

PSLE SCORE: 16

EXAMPLE: BRYAN'S JOURNEY

Bryan reviews his shortlisted choices based on his PSLE Score and their PSLE Score ranges. He considers the distance from his home to the schools and makes a note on the schools that are nearer his home that have programmes that he is interested in (related to sports and science, with basketball or football CCAs).

After exploring several options, Bryan is interested in the following schools because they have Cut-Off Points (COPs) around his PSLE Score, offer sports programmes, basketball and football as CCAs, and science-related ALPs.

Secondary School A

ALP: Game Design and Robotics

LLP: Sports and Outdoor Education

CCAs: Offers basketball, football

Indicative PSLE Score range: 14 - 17

Secondary School H

ALP: Robotics and Automation

LLP: Community and Youth Leadership

CCAs: Offers basketball, football

Indicative PSLE Score range: 11 - 16

Secondary School M

ALP: Enhanced Music Programme

LLP: Digital Media

CCAs: Offers basketball, football

Indicative PSLE Score range: 15 - 18

EXAMPLE: BRYAN'S JOURNEY

Keeping in mind that he has **6** school options, Bryan also considers **other possible choices** near his home:

Secondary School E

ALP: Environmental Science and Sustainable Living

LLP: Music and Performing Arts

CCAs: Offers basketball, football

Indicative PSLE Score range: 13 - 17

Secondary School T

ALP: Digital Media

LLP: Sports and Outdoor Education

CCAs: Offers basketball, football

Indicative PSLE Score range: 15 - 19

Secondary School P

ALP: Aerospace Engineering

LLP: Community and Youth Leadership

CCAs: Offers football

Indicative PSLE Score range: 17 - 20

Bryan **visits these schools' virtual open houses** with his parents to find out more about their **programmes** and the **school culture**. Through the virtual session, he hears from their students their experiences.

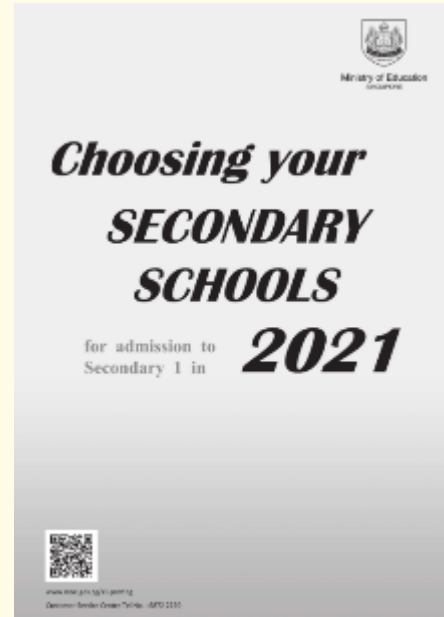
Bryan is ready to consider how to rank and submit all his six school options for the S1 Posting Exercise. He also includes **a few schools where his PSLE Score is better than the school's Cut-Off Point (COP)** as the indicative PSLE Score ranges may vary from year to year.

Note: Depending on your child's PSLE Score, he/she may be offered a course option. If your child is eligible for 2 courses, he/she must choose 1 course before submitting his/her school choices. The selected course will apply to all the school choices.

IN SUMMARY WHEN PREPARING FOR S1 POSTING EXERCISE

- **Use all 6 options with a range of Cut-Off Points**
 - This will increase the student's chances of being posted to a school of their choice, especially since more students will fall within the same PSLE Score range.
- **Take reference from schools' PSLE Score ranges in previous years**
 - This serves as a guide for students and parents to shortlist school choices as schools' Cut-Off Points are not pre-determined in that year of posting.
 - Consider at least 2-3 schools where your child's PSLE Score is better than the school's Cut-Off Point.
- **Shortlist schools that offer programmes that cater to the student's strengths and interests, and that provide suitable learning environments**
 - Refer to SchoolFinder and the MySkillsFuture Portal for information on the schools' location, school type, CCAs, programmes and subjects they offer to shortlist schools that meet your child's learning needs. Parents may also refer to the secondary schools' websites and visit their open houses.
- **Rank your preferred school higher in your school choice order**
 - This will increase the students' chances of being posted to that school, if there is a tie-breaker.

PREPARING FOR S1 POSTING EXERCISE



- Release of PSLE results
- Submission of Secondary 1 Option Form
- Release of School Posting results



FIND OUT MORE ON THE PSLE-FSBB MICROSITE!



<https://go.gov.sg/pslefsbb>



New

PSLE SCORE CALCULATOR ON PSLE-FSBB MICROSITE

Use the PSLE Score Calculator below to find out.

English Language

Select Score

Mathematics

Select Score

Science

Select Score

Mother Tongue Language

Select Score

- My child is / I am exempted from taking Mother Tongue Language, or is taking an Asian Language / Foreign Language in lieu of a Mother Tongue Language
- My child is / I am taking Higher Mother Tongue Language

Calculate



Use the PSLE Score Calculator below to find out.

PSLE Score

| Subject | AL |
|------------------------|-----------|
| English Language | 4 |
| Mathematics | 3 |
| Science | 6 |
| Mother Tongue Language | 6 |
| PSLE Score* | 19 |

* The PSLE Score is generated based on the AL scores of individual subjects keyed into the calculator.

Course Placement

Your child is / You are eligible for the Express course.

Link to PSLE-FSBB Microsite



<https://go.gov.sg/pslefsbb>

OTHER RESOURCES

1

SchoolFinder
Tool



<https://go.gov.sg/secschoolfinder>

2

Secondary School
Education Booklet



<https://go.gov.sg/secsch-booklet>

3

Open House Dates



<https://go.gov.sg/openhouse-2021>
(Ready from May 2021)

4

ECG Parent Guide



<https://go.gov.sg/ecg-parentguide>

RESOURCES

TOP QUESTIONS ON THE NEW PSLE SCORING SYSTEM



Part 1

<https://go.gov.sg/psle-explainer-1>



Part 2

<https://go.gov.sg/psle-explainer-2>



OUR JOURNEY FORWARD

- **MOE will continue to ensure our students, parents, and schools have the support they need during this transition.**



Direct School Admission for Secondary Schools

(DSA-Sec)

What is DSA-Sec?

Direct School Admission for secondary schools (DSA-Sec) allows students to apply to some schools before taking the PSLE.

Students apply based on their talent in sports, CCAs and specific academic areas.

If your child is admitted to a secondary school through DSA-Sec, they are not allowed to:

- Submit school choices during the Secondary 1 (S1) posting process.
- Transfer to another school. They must commit to their chosen school for the duration of the programme.

Who can apply

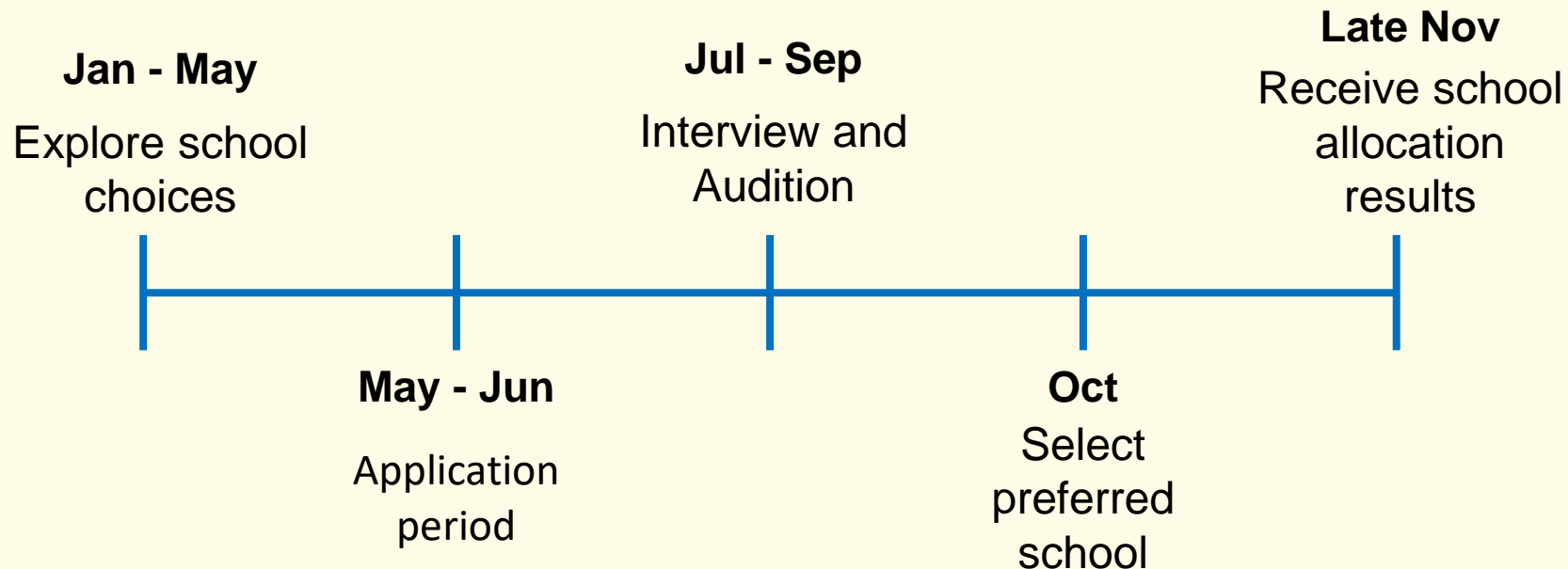
Primary 6 students can apply for DSA-Sec based on a wide-range of talents, including:

- Sports and games
- Visual, literary and performing arts
- Debate and public speaking
- Science, mathematics and engineering
- Languages and humanities
- Uniformed groups
- Leadership (for example, prefects)

Application Process

Students can apply through the DSA-Sec portal. There are no application fees. You may indicate up to three choices during the application.

For each choice, you will need to choose a secondary school and a talent area from that school. Of the three choices, a maximum of two choices can be used to apply to the same school (under two different talent areas).





THANK YOU

